



## All About Flowers with Hongnian Zhang

### Supplies:

- Black Charcoal & White Charcoal Pencils (or sharpened Black & White Nu-Pastels)
- Small Greytone sketchpad (Pads are middle value paper, grey or tan. Use grocery store bags if you can't find this)
- 12"x16" Canvas Board and masking tape
- Brushes: hoghair bristle filberts ranging in size from 3 to 10, + 1 sable round "0"
- Masterson covered palette box
- 12"x16" Palette (a glass palette is economical and easiest to cleanup. Masterson makes one to fit their covered box.)
- Shop towels
- Palette knife with 2 to 3 inch blade and an offset handle
- Stretched Canvas \*(see note below for this course's recommended number & size )
- Medium for Tonal Underpainting: Mix 1 part Linseed oil with 4 parts of Eco House xtra mild citrus thinner\*
- Oleogel (available online at [naturalpigments.com](http://naturalpigments.com), [catskillart.com](http://catskillart.com) or [sohoartmaterials.com](http://sohoartmaterials.com))
- Oil Paint

If using acrylics, use water to thin and matte medium or retarder to slow drying.

If using pastels, use a large set of colors and medium-value pastel paper,

**PAINT PIGMENTS:** Ideally, have a tube for each of the twelve colors on a color wheel, raw umber, ivory black and a BIG tube of white. Here is a list of common pigments for each of the twelve colors. You can choose the "hue" of an expensive color such as the cadmiums for economy. The earth colors aren't necessary but are very useful.

Bring any favorite pigments you own that are not on this list; just know where they fall on the color wheel.















*continued on next page*

*In an effort to maintain our non-toxic environment, the Woodstock School of Art does not permit the use of turpentine or mineral spirits in the painting studios. Please see our website for more info.*








COLOR

COMMON PIGMENT NAME

Yellow		Cadmium Yellow Light (Hue)
Yellow-Orange		Cadmium Yellow Deep (Hue)
Orange		Cadmium Orange (Hue)
Red-Orange		Cadmium Red Light (Hue)
Red		Cadmium Red Deep (Hue)
Red-Violet		Magenta
Violet		Cobalt Violet (Hue)
Blue-Violet		Dioxazine Blue, Blue-Violet or Mauve Blue Shade
Blue		Ultramarine Blue
Blue-Green		Phthalo Turquoise
Green		Permanent Green Light
Yellow-Green		Cinnabar Green Extra Light, Yellow-Green, or Cadmium
Chartreuse		
Neutral Dark Yellow		Raw Umber
Black		Ivory Black
White	[  ]	Titanium or Mixed White (Permalba is a good one)

EARTH COLORS

Yellow Ochre	
Burnt Sienna	
Venetian Red	
Mars Violet	
Burnt Umber	

\*Artist grade turpentine or oil of spike lavender can be used instead of Eco House

**Email instructor with questions: [zhnstudents@gmail.com](mailto:zhnstudents@gmail.com)**

**\*Canvasses needed:**

2 small (~9"x12" to 11"x14")

2-3 medium (~14"x18" to 16"x20")

1 large (~18"x24" to ~20"x24")

*In an effort to maintain our non-toxic environment, the Woodstock School of Art does not permit the use of turpentine or mineral spirits in the painting studios. Please see our website for more info.*