



ALUMNI EXHIBITION

April 14–May 12, 2018

Reception, Saturday, April 14, 3–5 PM

Drop off is April 10 & 11, Tuesday & Wednesday, 9 AM–2 PM.

Pick up is May 15 & 16, Tuesday & Wednesday, 9 AM–2 PM.

- To participate in the exhibition you must be a member of the Alumni Association. You may join the Association [here](#).
- One artwork per person.
- Two dimensional work may not exceed 36" x 36".
- Three dimensional work which requires a pedestal may not exceed 20" x 20" x 30" (width x length x height). Freestanding three dimensional work may not exceed 30" x 30" x 72". Wall mounted three dimensional work may not exceed 50 pounds, 40" x 40" x 5", and must be securely wired.
- Work will not be exhibited if it is not well framed with good hanging support (**no sawtooth hangers**), wiring that doesn't show, and secure glass.
- Please, no work which is too fragile, is still wet or is not clean.
- Original art work only, no reproductions (i.e. Giclée).
- Commission on sold work is as follows: Artist receives 65%, WSA retains 35%.

WORK PREVIOUSLY EXHIBITED AT THE SCHOOL IS NOT ELIGIBLE.

FRAMING

2 dimensional work on paper must be properly framed, glazed, wired, and ready to hang. No sawtooth hangers, clip frames or similar hardware. Use d-ring hangers (available at art supply houses and hardware stores) or screw eyes for securing wire. Use framers points or wire brads to attach backing, etc., to frame. Do not use tape.

Work on panel must be framed. Canvas may be exhibited either framed or gallery wrapped. Gallery wrap is a method of stretching the canvas so it wraps around the sides of the painting and is secured to the back. The result is no unsightly hardware (such as nails or staples) or raw canvas or wood on the sides of the painting, producing a frame-less gallery ready look. Screw eyes or d-ring hangers must be attached to the two opposing vertical stretchers—not to the top horizontal stretcher. Picture wire must be secured to the hangers and be relatively taut.

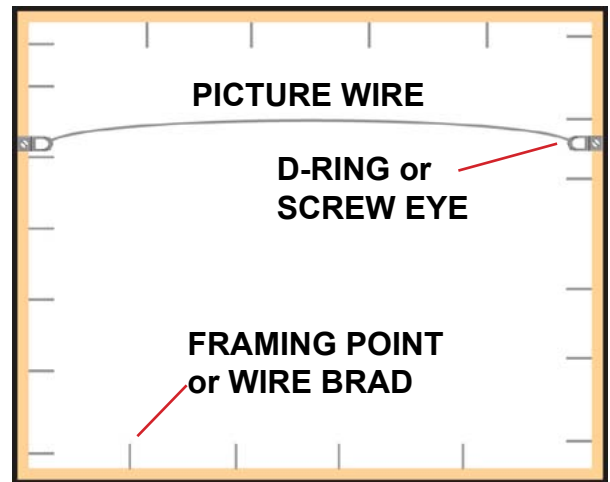
There are three options for the sides of your frame-less painting. Some artists leave the pristine white of the gessoed canvas, being careful not to get any paint on the sides (this can be facilitated by taping the sides), while others paint the sides a solid color. Still others continue the painting on the sides producing a slight three dimensional effect to the artwork.

A traditional frame serves two functions. First and foremost a properly selected frame will enhance the presentation of the artwork. A frame allows the artist to paint on the support of their choice from stretched canvas to panels, while providing protection to the artwork.

FOR WORKS UNDER GLASS




FRONT VIEW



BACK VIEW

GALLERY WRAP



back

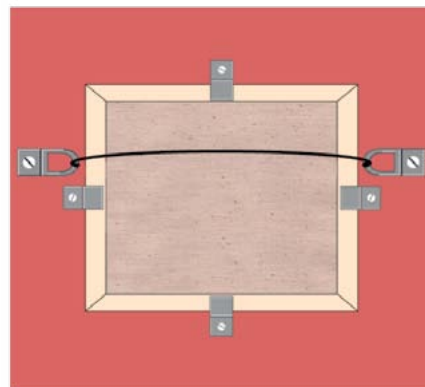


front

TRADITIONAL FRAMING METHOD FOR STRETCHED CANVAS AND PANELS



front



back